


Description

This type of ball float steam trap with integral automatic air venting facility is designed for using the place where much amount of drain is expected such as heat exchangers, dryers or heaters. This trap has simple construction and reliable operation due to their lever float type, with Cast Steel body. It is available in horizontal flanged connections.



Limiting Conditions

Body Design Conditions	PN40
PMO - Maximum Operating Pressure	32 kgf/cm ²
TMO - Maximum Operating Temperature	300 °C
PMA - Maximum Allowable Pressure	40 kgf/cm ²
TMA - Maximum Allowable Temperature	350 °C
Cold Hydraulic Test Pressure	60 kgf/cm ²

Operating Range

Δ PMX – Maximum differential pressure

Model	Δ PMX
882FT - 10	10 kgf/cm ²
882FT - 20	20 kgf/cm ²
882FT - 32	32 kgf/cm ²

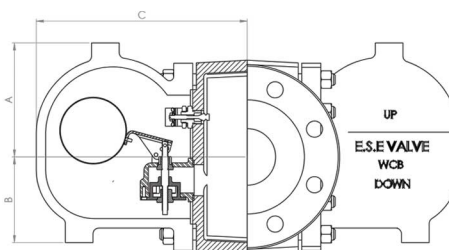
Sizes and Pipe Connections

DN 80, 100 Flanged (ANSI B16.5)

Dimensions / Weights (Approximate) mm and kg

Size	A	B	C	F-F	Weight
DN80	160	120	290	400	60
DN100	160	120	290	400	62

Constructions are a bit different according the sizes.

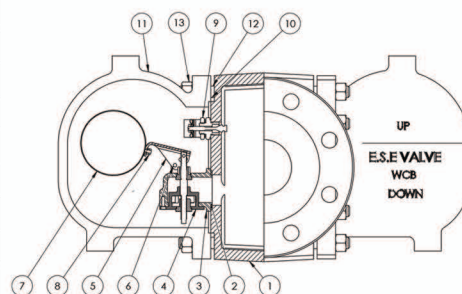


Double Ball Float Steam Traps – 882

Materials

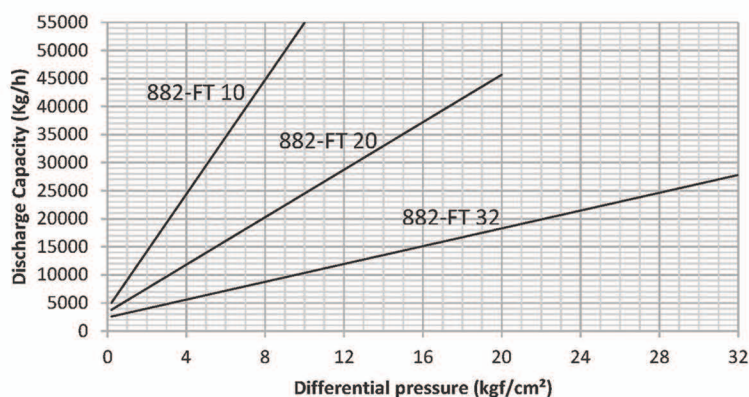
No.	Part	Material
1	Body	ASTM A216 WCB
2	Valve Seat Gasket *	Reinforced Exfoliated Graphite
3	Valve Seat Assembly *	AISI 316
4	Bolt	Stainless Steel
5	Lever *	AISI 316
6	Pivot Pin	Stainless Steel
7	Ball Float *	AISI 316
8	Nut	Stainless Steel
9	Air Vent Assembly *	AISI 316
10	Cover Gasket *	Reinforced Exfoliated Graphite
11	Cover	ASTM A216 WCB
12	Cover Stud	ASTM F568M 10.9
13	Cover Nut	ASTM F568M 10.9

Note: (*) Spare Part



Capacities

Maximum continual discharge amount (Kg/h)



Note: Capacities shown are based on discharge at saturation temperature. In 882FT when discharging sub-cooled condensate, the air vent provides extra capacity. Under start up conditions, the air venting will be open, and will provide additional condensate capacity to outlet.

Installation

The trap should be installed in a horizontal pipeline with the direction of flow as indicated by the arrow on the trap body.

How to Order

Example: FT882 – DN80 - 20, Double Ball Float Steam Trap.

Design and specification are subject to change without notice